

Export Data

Export Data

On Website:

You can export out the data, by clicking on the Export icon beside the “Records per page” dropwown list” in your desired form. It will then be exported into CSV File.



← Admin Test Users > Form for Testing




Records Fields Mapping Automation Customise UI Share Form Settings

[Add Record](#) [Import Data](#) [Filter Data](#) [Charts](#) [Refresh](#)

[Download All Attachment](#) [Duplicate Record](#) [Multirecord Update](#) [Delete](#)

Realtime Records per page: 7 Order by: Descending View Mode: Table view

Select	Edit	Text Field Input	Dropdown list of static options	Dynamic Dropdowns list	Numeric	Currency	Date	DateTime	Email	GPS	GPS Insert	GPS Update	Long Text	File	Image
<input type="checkbox"/>		as12321	Alpha	Omega	123	123.00	123	2023/05/18 14:01	email@email.com	1.3198699,103.8869876	1.3198801,103.8869948		test	 803 ESC005 2.009	

Form for Testing

Name:

Phone:

Address:

City:

State:

Zip:

Country:

Save

This feature is not available on mobile yet.